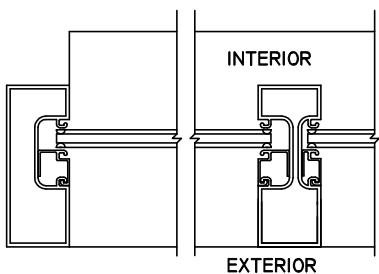
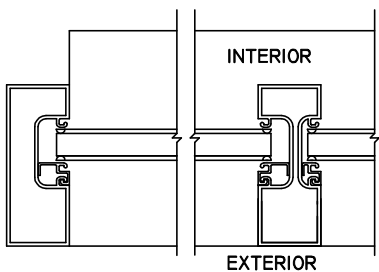


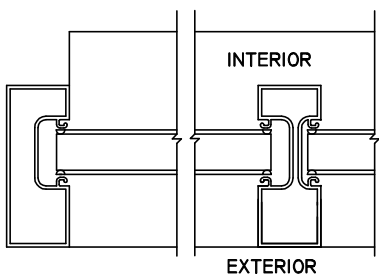
NOTE: ALL DETAILS SHOWN WITH
4 1/2" FRAME. DETAILS FOR 6" FRAME
WOULD BE SIMILAR.



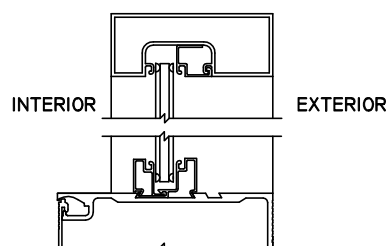
**A1 HORIZONTAL SECTION
1/4" GLASS**



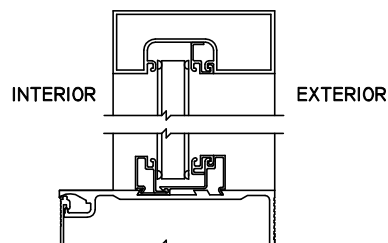
**A2 HORIZONTAL SECTION
5/8" GLASS**



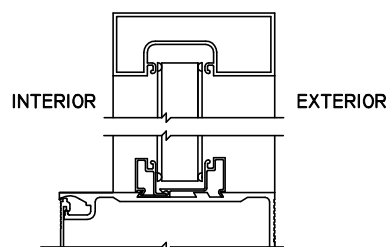
**A3 HORIZONTAL SECTION
1" GLASS**



**B1 VERTICAL SECTION
1/4" GLASS**



**B2 VERTICAL SECTION
5/8" GLASS**



**B3 VERTICAL SECTION
1" GLASS**